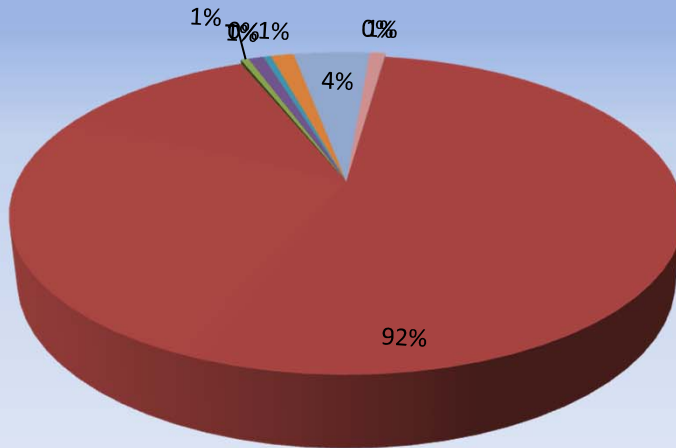


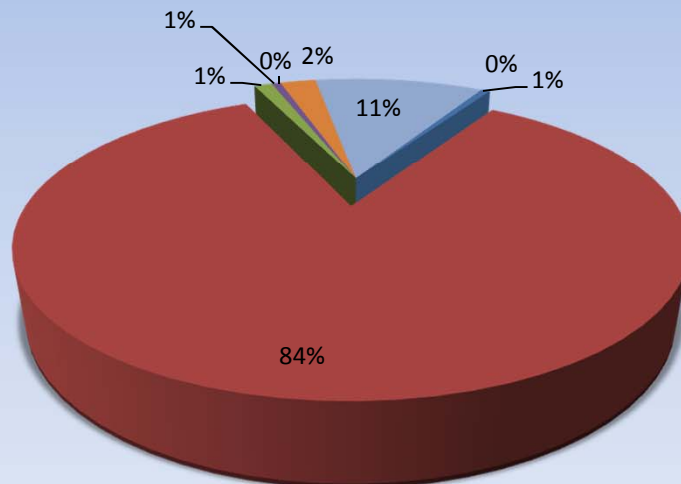
January through November 2013 Crime Statistics

- Murder-0
- Theft-210
- Criminal Sexual Assault-1
- Motor Vehicle Theft-2
- Robbery-1
- Aggravated Assault/Battery-3
- Burglary-10
- Arson-2

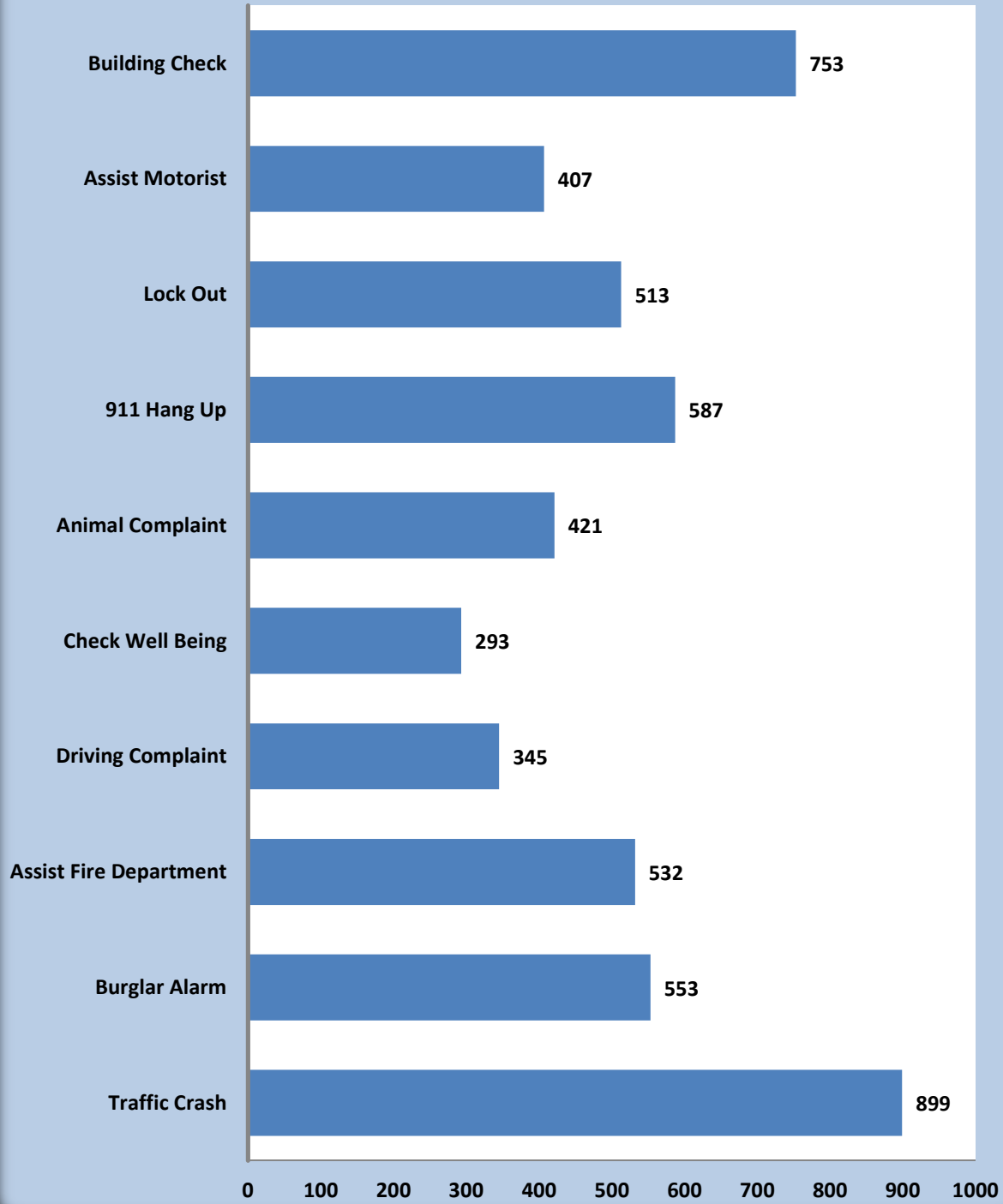


January through November 2014 Crime Statistics

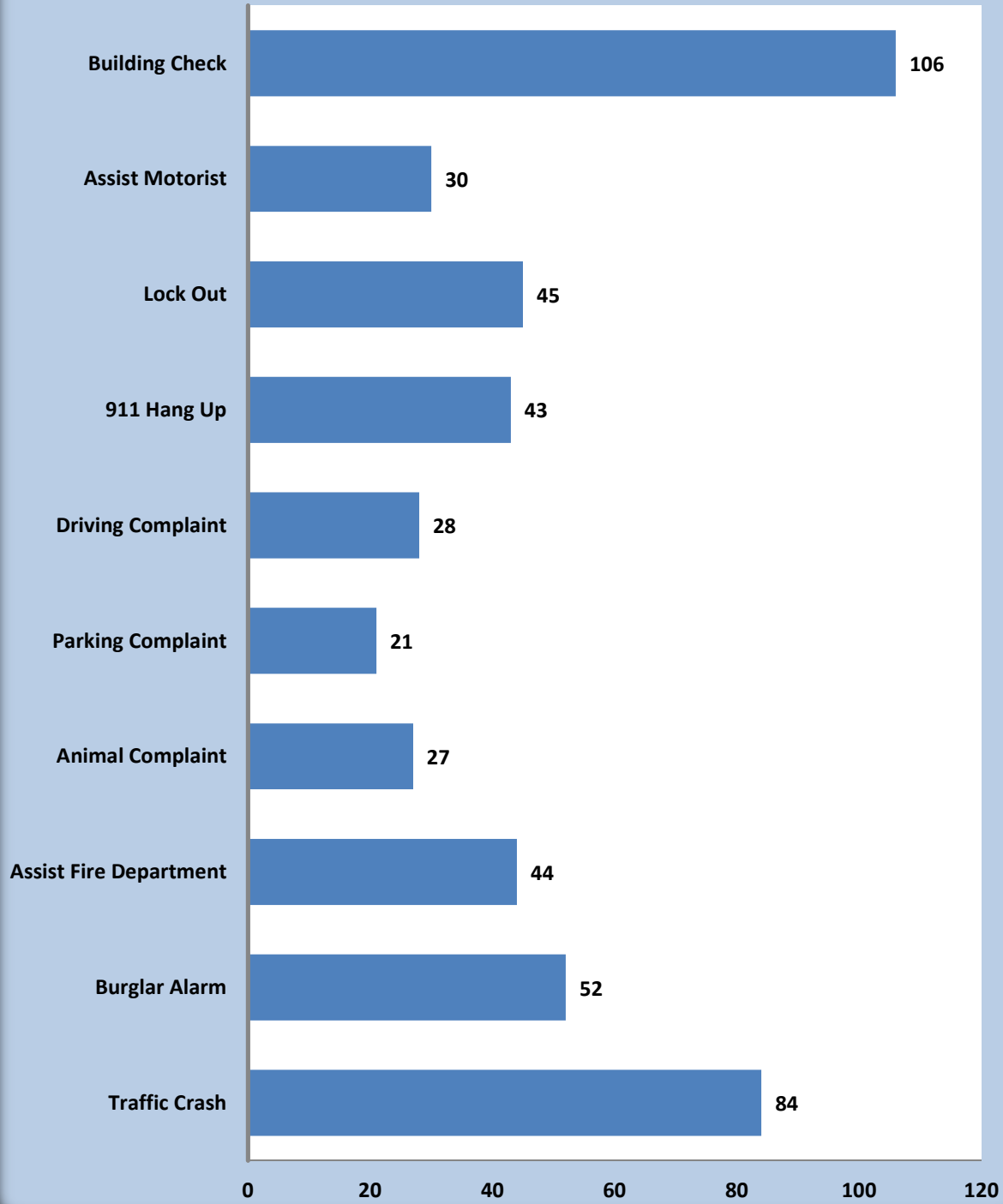
- Murder-1
- Theft- 146
- Criminal Sexual Assault- 2
- Motor Vehicle Theft- 1
- Robbery- 0
- Aggravated Assault/Battery-4
- Burglary-19
- Arson- 0



Geneva Police Department Top Ten Calls for Service- January through November 2014



Geneva Police Department Top Ten Calls for Service- November 2014



15 December 2014

TO: Chief Mexin
FROM: Commander Passarelli
SUBJECT: Comparison of Reported Drug (Crime Arrests in 2013 and 2014

Below is the comparison of Drug Crime Arrests that are reported to the State of Illinois. The numbers reported are for the months of January through November in the calendar years 2013 and 2014 respectively. The numbers represent the arrests made in the City of Geneva for violations of the Acts indicated.

2013	MONTH	Cannabis Control Act	Controlled Substance Act	Hypodermic Syringes and Needles Act	Drug Paraphernalia Act	Total
	Jan.	2	0	0	3	5
	Feb.	3	1	0	2	6
	March	7	1	0	5	13
	April	5	0	0	5	10
	May	6	0	0	6	12
	June	3	1	1	7	12
	July	1	0	0	6	7
	August	1	0	0	3	4
	Sept.	4	0	0	7	11
	Oct.	4	0	0	2	6
	Nov.	5	1	0	8	14
	Dec.	0	0	0	0	0
Total		41	4	1	54	100

2014	MONTH	Cannabis Control Act	Controlled Substance Act	Hypodermic Syringes and Needles Act	Drug Paraphernalia Act	Total
	Jan.	1	1	0	3	5
	Feb.	3	0	0	4	7
	March	3	0	0	5	8
	April	2	0	0	4	6
	May	0	0	0	2	2
	June	0	0	0	2	2
	July	2	0	0	2	4
	August	1	0	0	2	3
	Sept.	0	0	0	0	0
	Oct.	1	0	0	3	4
	Nov.	3	0	0	5	8
	Dec.	0	0	0	0	0
Total		16	1	0	32	49

Eric M.Passarelli
Commander, Police Services